

OVERVIEW OF THE RECEIVED APPLICATIONS IN THE 4TH CALL

- SUBMISSION FOR REGULAR PROJECTS IN THE SECOND STEP
- SUBMISSION FOR SMALL PROJECT PROPOSALS

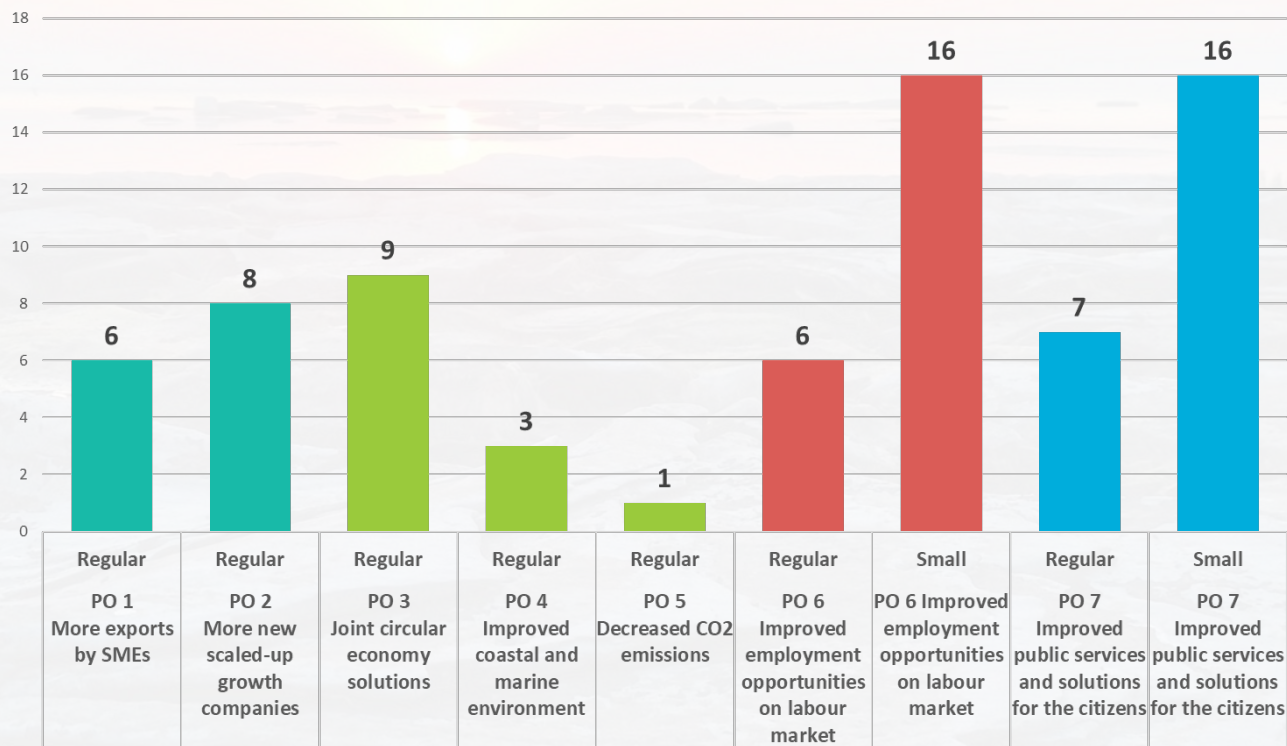
A statistical overview of the applications received to the Fourth call for applications is based on data entered by applicants into Jems: statistics are broken down by Programme Objectives, partner origins, and roles in the applications.



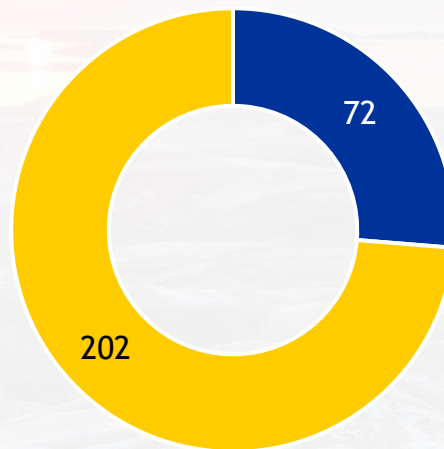
(FINAL) OVERVIEW OF THE 4TH CALL RECEIVED APPLICATIONS

Priority	Programme Objective (PO)	Number of received regular project applications	Number of received targeted regular project applications	Number of received <u>small</u> project applications	No of received applications in total
1 Innovative business development	PO 1. More exports by SMEs	4	2	0	6
	PO 2. More new scaled-up growth companies	5	3	0	8
2 Improved environment and resource use	PO 3. Joint circular economy solutions	2	7	0	9
	PO 4. Improved coastal and marine environment	2	1	0	3
	PO 5. Decreased CO2 emissions	1	0	0	1
3 Improved employment opportunities	PO 6. Improved employment opportunities on labour market	1	5	16	22
4 Improved public services	PO 7. Improved public services and solutions for the citizens	1	6	16	23
Total		16	24	32	<u>72</u>

Total number of project proposals received to the Fourth call: division between the Programme Objectives and project types



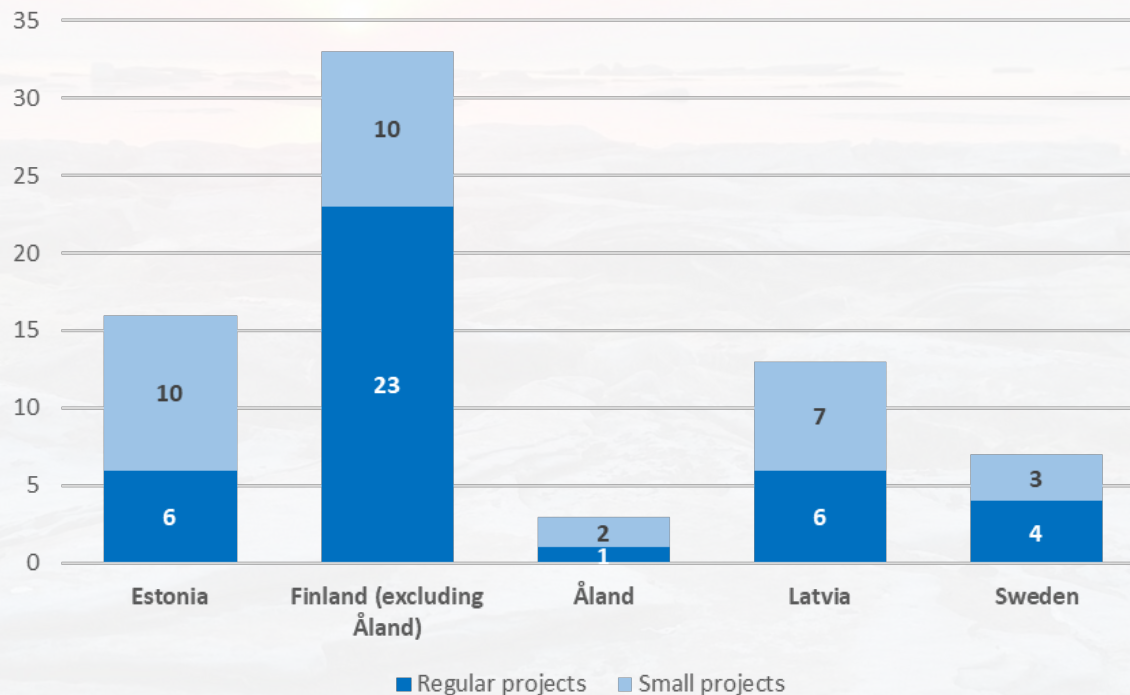
Number of partners in submitted applications



■ Lead Partners ■ Project Partners

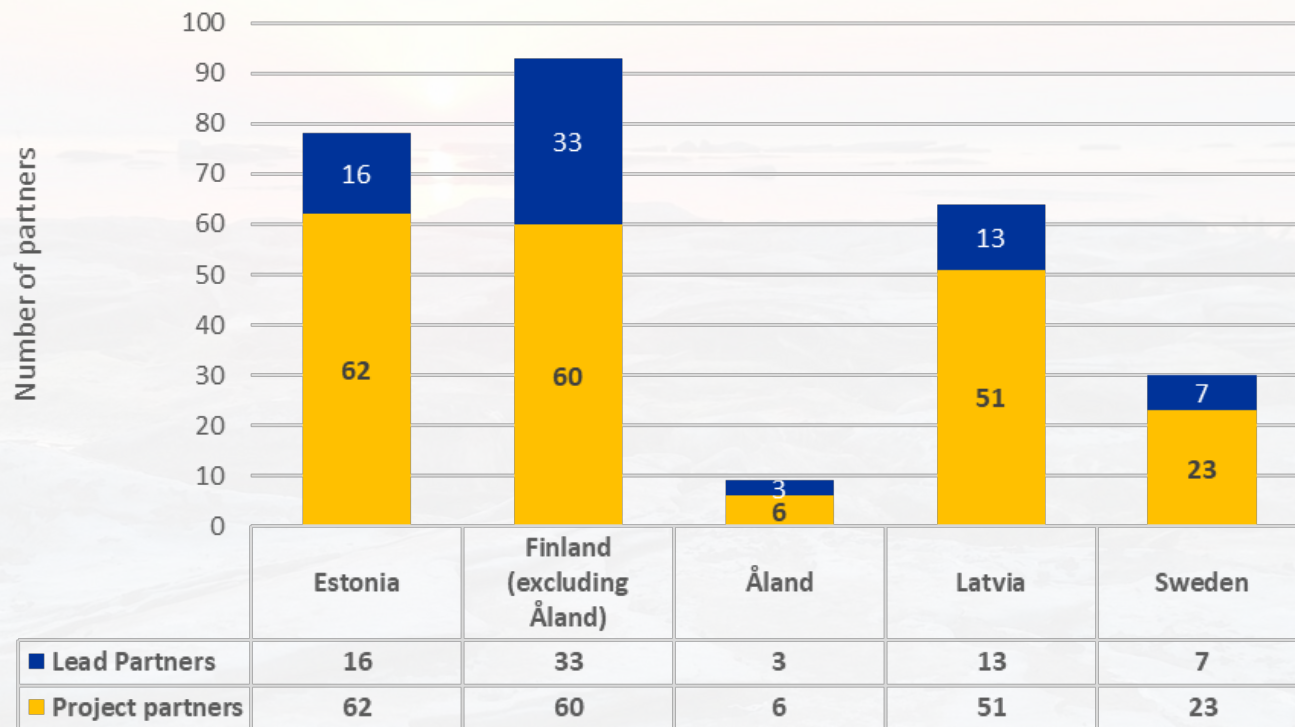
Published: November 2024
Submission time to the Fourth call
was open from 10 October until 31
October 2024.

Number of Lead Partners and project types (in the received applications)



Published: November 2024
Submission time to the
Fourth call was open from
10 October until 31
October 2024.

Partner origins in the received applications



Published:
November 2024
Submission time to
the Fourth call was
open from 10
October until 31
October 2024.